



www.skyjacker.com




# 99-06 GM K1500 4WD Dual Steering Stabilizer Part # 7296

PARTS LIST		
ITEM#	DESCRIPTION	QTY
7500WS	WHITE STEERING DAMPER	2
B12RS	RED BOOT	2
BTIE	RED BOOT TIE	2
HSS	HYDRO SHOCK DECAL	2
HB-7296	HARDWARE BAG FOR 7296	1
I-7296	INST. SHEET FOR 7296	1
58X5FTB	5/8 X 5 FINE THREAD BOLT	2
58FTN	5/8-18 NYLON INSERT LOCKNUT	2
58SAEW	5/8 SAE WASHERS	4

HARDWARE BAG LISTING		
ITEM#	DESCRIPTION	QTY
C966DSMB-S	GM 1/2T,DUAL STAB MAIN BRKT	1
C966DSST-S	GM 1/2T,DUAL STAB TAB BRKT	2
140629	STEERING STAB STUD PACKAGE	2
516X114X134U	5/16 X 1 1/4 X 1 3/4 U-BOLT	2
516CTN	516-18 COARSE N/I LOCK NUT	4
516SAEW	5/16 SAE WASHER	4
38X1TCFB	3/8 X 1 THRD-CUTTER FLANGE BLT	2
142120	STEERING STAB WASHER PKG.	2
HOURGLASS 5/8	HOURGLASS 5/8 SHOCK BUSHING	2
STEM BUSH-SST	STEM BUSHING-STEERING STAB.	4

## Installation:

1. Park the vehicle on flat level ground & set the emergency brake.
2. Place the tires / wheels to a straight forward position.
3. While supporting the front cross member with floor jack, remove the front lower A-arm bolt at the frame. (If installing on a vehicle with 4" of more lift, it will be the upper front bolt on the after market cross member. Remove the bolt using a 15/16 socket. (See Photo # 1)  
**Note:** A 5/8" x 5" Fine thread bolt, washers, & nuts are supplied in case the existing bolts are not long enough.
4. Once the bolt is removed, re-install with the new Skyjacker outer stabilizer bracket. Be sure to install the bolt pointing toward the front. Drill the mounting hole using a 5/16 drill bit. Then install a 3/8" thread cutter bolt. (See Photo # 2 / Arrow shows the drill bit)
5. Attach the shock stud to the new bracket being sure to use the washers. (See Photo # 3)
6. Install the new Skyjacker main bracket to the center steering link using the supplied 516"x1 1/4"x1 3/4 u-bolts, washers, & nuts. Measure from the center of the pitman arm 9". Mount the center of the new main bracket at this point. Slightly adjust the main bracket, as needed, so that both stabilizers are pulled out half way. (See Photo # 5)
7. Attach both of the new Skyjacker steering stabilizers to the outer brackets & main bracket. (See Photo # 4 & # 5)
8. Once the new steering stabilizers are installed, check all brackets & bolts for proper installation. Cycle the steering left to right & check all parts for adequate clearance.
9. Retighten all hardware after the first 100 miles.



**Note:** This steering stabilizer kit is designed for the 99-06 GM 1/2 ton 4WD. It will fit lift heights from 4-6". This kit will **NOT** work on vehicles with a lift kit that relocates the upper A-arms.



## *Jesus Christ Died For You.*

John 3:16

For God so loved the world that He gave His only Son, so that everyone who believes in Him should not perish, but have everlasting life.  
Romans 3:23

For all have sinned; all fall short of God's glorious standard.  
Ephesians 2:8

God saved you by his special favor when you believed. And you can't take credit for this; it is a gift from God.  
Psalms 18:2

The Lord is my Rock, my fortress, and my savior; my God is my Rock, in whom I find protection. He is my shield, the strength of my salvation, and my stronghold.  
Romans 10:9-10

That if you shall confess with thy mouth the Lord Jesus, and shall believe in your heart that God hath raised him from the dead, you shall be saved. For with the heart man believeth unto righteousness; and with the mouth confession is made unto salvation.

Pray This Simple Prayer:

God, I come to You admitting I have sinned against You and I need you to take control of my life. The Bible says anyone who calls on the name of the Lord will be saved. I am calling on You, Jesus. I ask that You come live in my heart and be the Lord over my life today. I do believe You died on the cross for me and came back to life to give me life! Thank You, Lord Jesus for a new life in You!

Now, go and tell somebody about your new life in Jesus, get a Bible, begin to read it, and go to a Bible believing church.

If you would like someone to pray with you, call Kenneth Copeland Ministries anytime at 800-600-7395.

To listen to commercial free Christian radio on the web, go to [www.887fm.org](http://www.887fm.org)

## *Jesús murió por ti.*

Juan 3:16

“Porque tanto amó Dios al mundo, que dio a su Hijo unigénito, para que todo el que cree en él no se pierda, sino que tenga vida eterna.”  
Romanos 3:23

“Pues todos han pecado y están privados de la gloria de Dios.”  
Efesios 2:8

“Porque por gracia ustedes han sido salvados mediante la fe; esto no procede de ustedes, sino que es el regalo de Dios.”  
Salmos 18:2

“El Señor es mi roca, mi amparo, mi libertador; es mi Dios, el peñasco en que me refugio. Es mi escudo, el poder que me salva, ¡mi más alto escondite!”  
Romanos 10:9-10

“9 Que si confi esas con tu boca que Jesús es el Señor, y crees en tu corazón que Dios lo levantó de entre los muertos, serás salvo. 10 Porque con el corazón se cree para ser justifi cado, pero con la boca se confi esa para ser salvo.”

Ahora dí esta simple oración:

Dios, vengo a Ti y admito que he pecado contra Ti, necesito que tomes el control de mi vida. La Biblia dice que todo aquel que invoca el nombre del Señor escapará con vida. En este momento yo clamo ante Ti, Jesús; te pido que vengas a vivir en mi corazón y que tomes el control de mi vida. ¡Yo creo que tu moriste en la cruz y resucitaste para darme vida! ¡Gracias Señor Jesús, por una nueva vida que tengo en Ti! Amen.

Ahora ve y dile a alguien sobre la nueva vida que tienes en Cristo. Compra una Biblia y empieza a leerla. Busca una Iglesia que cree en la Biblia y hazte parte de esa Iglesia.

Si te gustaría orar con alguien, puedes llamar a este número 800-600-7395

Puedes ir a este sitio de Internet para escuchar música Cristiana sin anuncios, [www.887fm.org](http://www.887fm.org)

**Check out our favorite ministries at:**

**[www.innministries.org](http://www.innministries.org)**

**[www.familychurch.org](http://www.familychurch.org)**

**[www.kcm.org](http://www.kcm.org)**

